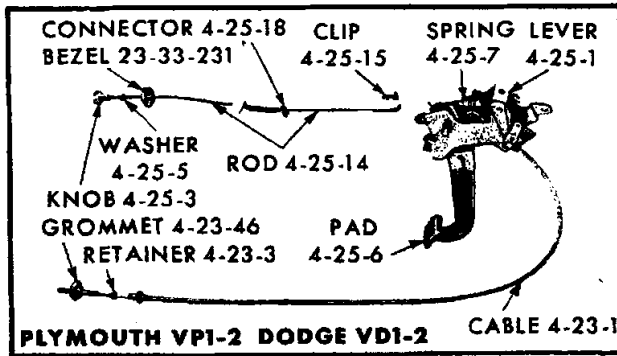
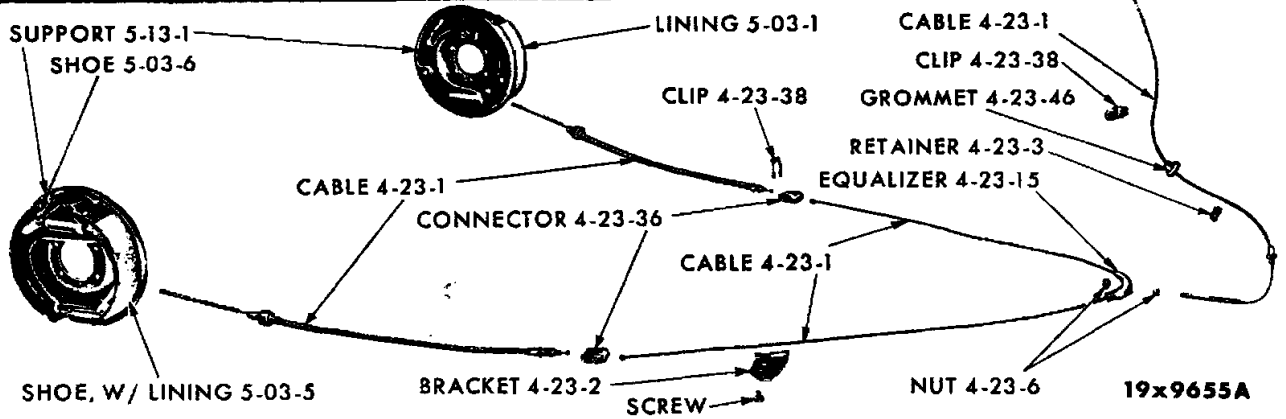
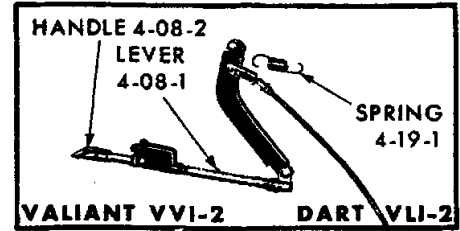


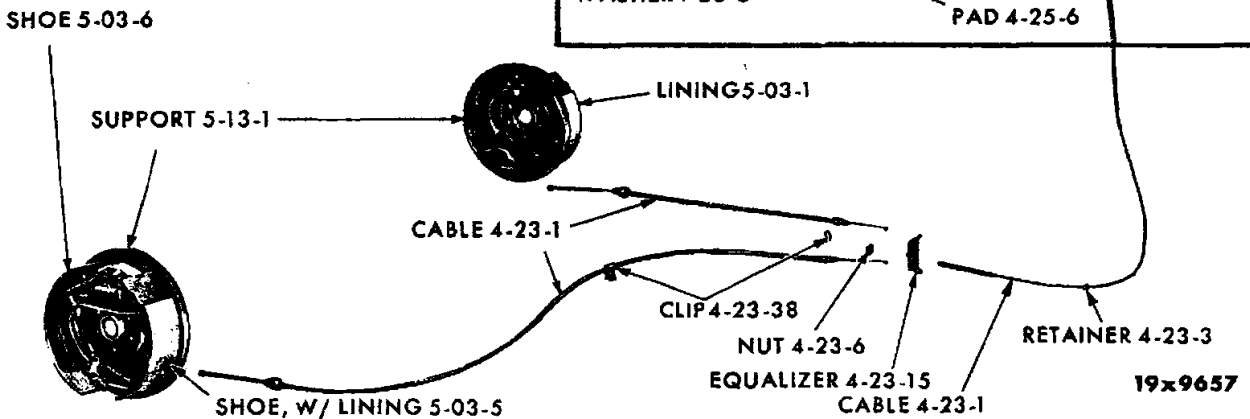
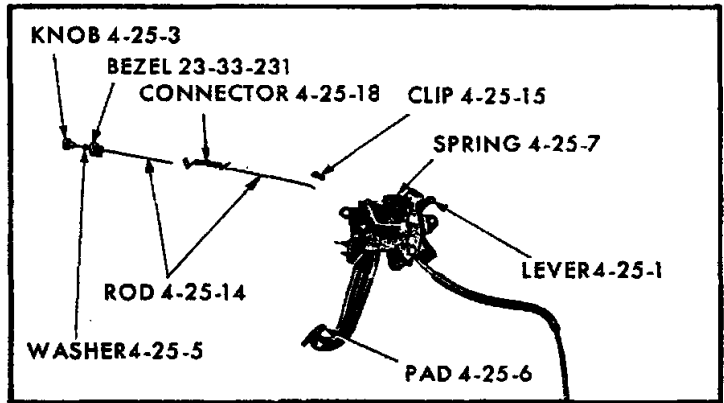
GROUP 4 - BRAKE-PARKING



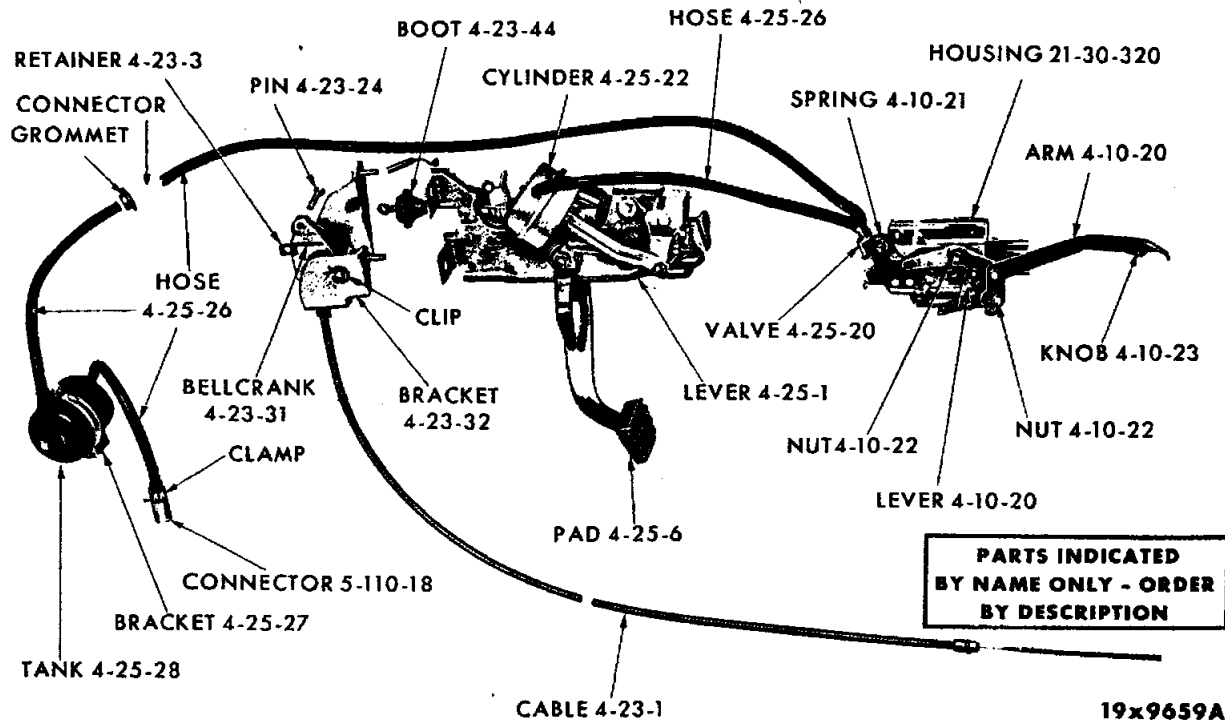
PARTS INDICATED BY NAME ONLY - ORDER BY DESCRIPTION



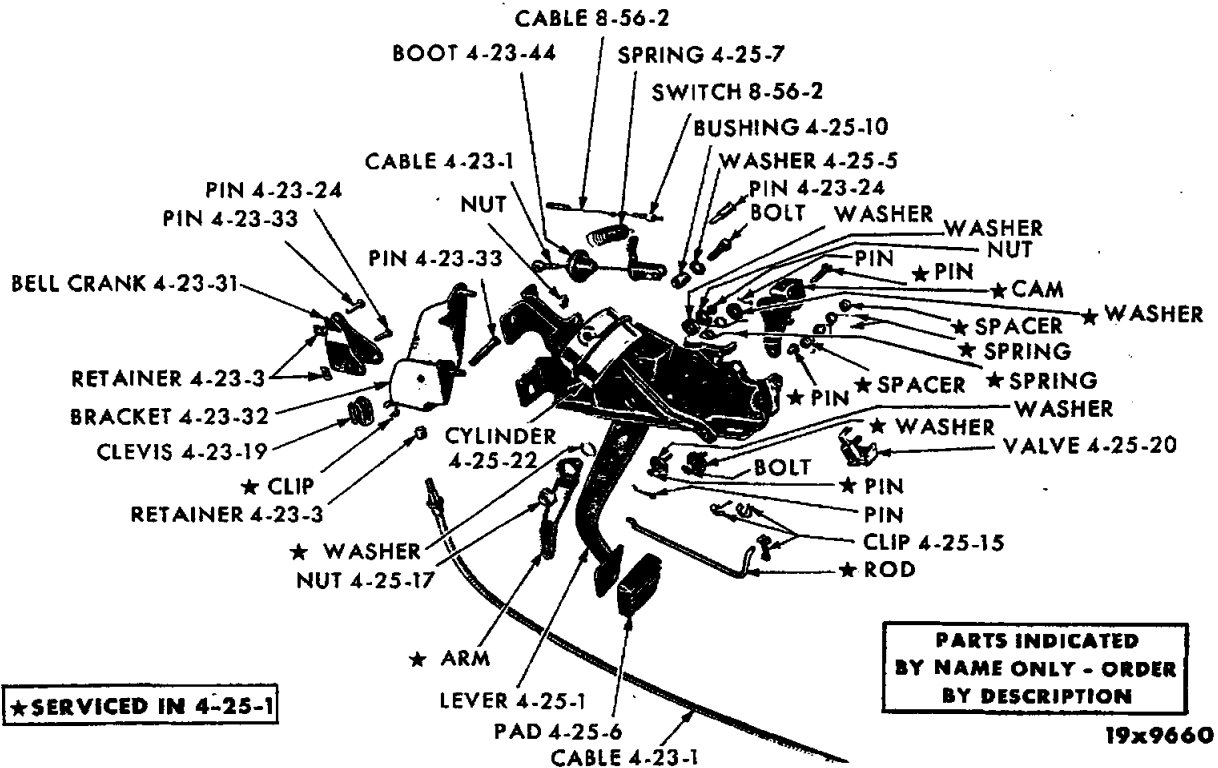
PARKING BRAKE SYSTEM - VALIANT VV1-2, DART VL1-2, PLYMOUTH VP1-2 AND DODGE VD1-2



PARKING BRAKE SYSTEM - DODGE VA3 AND CHRYSLER VC1-2-3



PARKING BRAKE VACUUM LINES - CHRYSLER VC1-2-3 AND IMPERIAL VY1



PARKING BRAKE CONTROLS (VACUUM RELEASE) - IMPERIAL VY1

CODE	PART NAME AND DESCRIPTION	CYL	PER CAR	VALIANT DART	PLYMOUTH DODGE	CHRYSLER IMPERIAL
<b>4-08-0 PARKING BRAKE LEVER (HAND OPERATED)</b>						
4-08-1	LEVER . . . . .		1	2265 300		
4-08-2	HANDLE, Lever . . . . .		1	2409 450 ✓		
4-08-3	BRACKET, Lever Mounting, VP1, VP2, VD1, VD2, Taxi . . . . .		1	2409 449	2401 302	
4-08-26	ANCHOR, Lever Return Spring . . . . .		1	----	2265 324	
4-08-34	HINGE, Lever . . . . .		1	----	2265 322	
4-08-35	PIN, Lever Hinge . . . . .		1	1732 198	1732 198	
4-08-36	RETAINER, Lever Hinge Pin . . . . .		1	1829 817	1829 817	
<b>4-10-0 TRANSMISSION PARKING LOCK</b>						
4-10-1	CABLE, VP1, VP2, w/o Console . . . . .		1	2401 291	2401 291	
	VP2-P, VD2-P, w/Console . . . . .	8	1	----	2461 929	
	VD1, VD2, w/o Console . . . . .		1	----	2401 292	
	VP2-P, VD2-P, VC2-300K . . . . .	8	1	----	2461 929	2461 931
	VA3, VC1, VC2 except 300K, VC3, VY1 . . . . .	8	1	----	2405 564	2405 564
4-10-2	ADAPTER . . . . .		1	1942 199	1942 199	1942 199
4-10-3	SPRING, Cable Actuator . . . . .		1	1942 011	1942 011	1942 011
	Cable Adapter . . . . .		1	1673 184	1673 184	1673 184
4-10-4	WASHER, Cable Adapter . . . . .		1	1942 012	1942 012	1942 012
4-10-5	SCREW, Cable Clamp . . . . .		1	2124 637	2124 637	2124 637
	NUT . . . . .		1	120 367	120 367	120 367
	LOCKWASHER . . . . .		1	120 380	120 380	120 380
4-10-7	LEVER, Sprag Operating . . . . .		1	2124 589	2124 589	2124 589
4-10-8	SHAFT, Operating Lever, VP1, VD1, except Police and Taxi . . . . .		1	1942 544	1942 544	
	VP1, VD1, Police and Taxi . . . . .	6	1	----	1942 163	
		8	1	----	1942 163	1942 163
4-10-9	SPACER, Operating Lever . . . . .		1	2124 588	2124 588	2124 588
4-10-10	SPRAG, w/o Console . . . . .		1	⊠1949 961	⊠1949 961	⊠1949 961
	VP2-P, VD2-P, VC2, w/Console . . . . .	8	1	----	*2466 370	*2466 370
4-10-11	SPRING, Sprag . . . . .		1	1942 161	1942 161	1942 161
4-10-12	BUSHING, Sprag . . . . .		1	1942 162	1942 162	1942 162
4-10-15	COVER . . . . .		1	2400 062	2400 062	2400 062
4-10-16	GASKET, Cover . . . . .		1	2205 207	2205 207	2205 207
4-10-17	ROLLER . . . . .		1	1942 005	1942 005	1942 005
4-10-19	BEARING, Roller Needle . . . . .		22	1942 006	1942 006	1942 006
4-10-20	LEVER, Sprag Control . . . . .		1	2208 169	2208 169	2208 169
	ARM, Sprag Control Lever, VV1, VV2, VP1, VP2, VD1, VD2, VC1, VC2, VC3 . . . . .		1	2404 894	2409 411	2265 199
	VL1, VL2, VA3, VY1 . . . . .		1	2401 997	2405 461	2405 424

★ Indicates use as required.

Numerals in parentheses ( ) refer to notes.

Printed in U.S.A.

⊠ Indicates parts not listed in any previous parts book.

Prices and specifications subject to change without notice.

\* Indicates change or addition.

March 15, 1965 Supersedes March 18, 1964.

# 1964 PASSENGER CAR PARTS CATALOG

BRAKE-PARKING

CODE	PART NAME AND DESCRIPTION	C Y L	PER CAR	VALIANT DART	PLYMOUTH DODGE	CHRYSLER IMPERIAL
<b>4-10-0 TRANSMISSION PARKING LOCK - Cont'd</b>						
4-10-21	SPRING, Control Lever . . . . .		1	2123 248	2123 248	2123 248
4-10-22	NUT, Control Lever . . . . .		1	6023 118	6023 118	6023 118
	Control Lever Stud . . . . .		2	6022 582	6022 582	6022 582
4-10-23	KNOB, Control Lever Arm . . . . .		1	*2266 422		
	VP1, VP2, VD1, VD2, VC1, VC2, VC3 . . . . .		1	----	2204 256	2401 976
	VA3, VY1 . . . . .	8	1	-----	2258 884	2461 055
4-10-24	RIVET, Roller Shaft . . . . .		1	2124 648	2124 648	2124 648
4-10-25	CLIP, Control Lever Pin . . . . .		1	6023 285	6023 285	6023 285
	Control Cable Bracket, VA3 . . . . .	8	1	----	2401 299	2401 299
4-10-27	SEAL, Control Cable . . . . .		1	1536 268	1536 268	1536 268
4-10-28	GROMMET, Control Cable . . . . .		1	2265 189	2265 190	
	VA3 . . . . .	8	1	----	2265 189	2265 189
	VP2, VD2, VC2, w/Console . . . . .	8	2	----	E2405 571	E2405 571
<b>4-19-0 PARKING BRAKE LEVER RETURN SPRING</b>						
4-19-1	SPRING, Hand Operated Lever . . . . .		1	1556 693	1946 446	
<b>4-23-0 PARKING BRAKE CABLE</b>						
4-23-1	CABLE, Front, Hand Operated . . . . .		1	2404 817		
	Foot Operated, VP1, VP2, VD1, VD2 . . . . .		1	----	2404 818	
	VA3, VC1, VC2, VC3 . . . . .	8	1	----	2404 819	2404 819
	VY1 . . . . .	8	1	----	----	E2467 516
	w/Equalizer, VV1, VV2, VL1 Sta. Wgn., VL2 Sta. Wgn. . . . .		1	*2401 762		
	VL1, VL2 except Sta. Wgn., VP1, VP2, VD1, VD2 Sta. Wgn. . . . .		1	*2409 427	*2409 427	
	VD1, VD2, except Sta. Wgn., VY1 . . . . .		1	----	*2401 764	*2401 794
	Rear, VP1, VP2, VD1, VD2, VY1 . . . . .		2	2448 768	2448 768	2448 769
	Right, VA3, VC1, VC2, VC3 . . . . .	8	1	----	2401 797	2401 797
	Left, VA3, VC1, VC2, VC3 . . . . .	8	1	----	2448 769	2448 769
4-23-2	BRACKET, Cable, on Front Floor Pan . . . . .		1	2401 756		
	VA3, VC1, VC2, VC3 . . . . .	8	1	----	2424 162	2424 162
	VP1, VP2, VD1, VD2 . . . . .		2	2259 028	2254 785	
4-23-3	RETAINER, Cable, Lower, VC1, VC2, VC3 . . . . .		★	2071 132	1946 468	1946 468
	VY1 . . . . .	8	1	----	----	2404 814
4-23-4	SEAL, Cable, on Dash, VY1 . . . . .		8	----	----	2218 849
	On Floor Pan, VA3, VC1, VC2, VC3 . . . . .	8	1	----	2259 118	2259 118
4-23-6	NUT, Cable Equalizer Lock, VP1, VP2, VD1, VD2, VY1 . . . . .		1	2073 205	2073 205	2073 205
	Cable Adjusting, VA3, VC1, VC2, VC3 . . . . .	8	1	----	6023 997	6023 997
4-23-7	SUPPORT, Cable, Rear Side Rail, VP1, VP2, VD1, VD2, VC1, VC2, VC3 . . . . .		2	2251 398	2251 398	2251 398
4-23-15	EQUALIZER, Cable, VP1, VP2, VD1, VD2, VY1 . . . . .		1	2073 134	2073 134	2073 134
	VA3, VC1, VC2, VC3 . . . . .	8	1	----	*2401 768	2401 768
4-23-24	PIN, Clevis, Upper . . . . .		1	2265 269	2265 269	
4-23-28	CLAMP, Cable . . . . .		1	*2265 273		

★ Indicates use as required. Numerals in parentheses ( ) refer to notes. Printed in U.S.A.  
 E Indicates parts not listed in any previous parts book. Prices and specifications subject to change without notice.  
 March 16, 1964 Supersedes Sept. 6, 1963. \* Indicates change or addition.

CODE	PART NAME AND DESCRIPTION	CYL	PER CAR	VALIANT DART	PLYMOUTH DODGE	CHRYSLER IMPERIAL
<b>4-23-O PARKING BRAKE CABLE - Cont'd</b>						
4-23-34	SPRING, Bell Crank, VY1	8	1	----	----	2404
4-23-36	CONNECTOR, Cable, Rear, VP1, VP2, VD1, VD2, VY1		2	2071 094	2071 094	2071
4-23-38	CLIP, Cable, Front, VA3, VC1, VC2, VC3 On Rear Support Bracket, VP1, VP2, VD1, VD2, VY1	8	1	2401 759	2409 195	2409
			2	2401 300	2401 300	2401
4-23-46	GROMMET, on Dash Panel, VP1, VP2, VD1, VD2	8	2	----	2201 467	2201
			1	2401 772	2401 772	
<b>4-25-O PARKING BRAKE LEVER (FOOT OPERATED)</b>						
4-25-1	LEVER, VP1, VP2, VD1, VD2 VA3, VC1, VC2, VC3 except Luxury New Yorker VC3 Luxury New Yorker VY1	8	1	----	*2409 473	
			1	----	E2409 474	E2409
			1	----	----	E2409
			1	----	----	2409
4-25-3	KNOB, Release, VP1, VP2 VD1, VD2, VA3	8	1	----	2401 792	
			1	----	2265 282	
4-25-4	SPRING, Cam Return, Right, Y1 Left	8	1	----	----	2401
			1	----	----	E2401
4-25-5	WASHER, Release Knob, VC1, VC2, VC3 except Luxury New Yorker Lever Silencing, VY1	8	1	----	2265 296	
			1	----	----	2265
4-25-6	PAD, Pedal, VP1, VP2, VD1, VD2, except Taxi. VA3, VC1, VC2, VC3 VY1	8	1	----	*2404 846	
			1	----	2404 846	2404
			1	----	----	2404
4-25-7	SPRING, Pedal Return, VC1, VC2, VC3 Release Pedal, VC3 Luxury New Yorker	8	1	----	2401 323	
			1	----	----	2401
4-25-9	BUMPER, Pedal Stop, VP1, VP2, VD1, VD2, except Taxi, VA3, VC1, VC2, VC3 VY1	8	1	----	*2487 515	
			1	----	----	2487
4-25-10	BUSHING, Pedal Pivot, VY1	8	1	----	----	2401
4-25-14	ROD, Release Lever, VP1, VP2, VD1, VD2, except Taxi VA3, VC1, VC2, VC3 except Luxury New Yorker Release Knob, VP1, VP2, VD1, VD2, except Taxi VA3, VC1, VC2, VC3 except Luxury New Yorker	8	1	----	2409 191	
			1	----	2404 840	2404
			1	----	2409 190	2409
			1	----	2404 841	2404
4-25-15	CLIP, Release Rod, VC1, VC2, VC3 VY1 Release Cam, VY1	8	1	----	6008 145	
			1	----	----	6008
			2	----	----	1201
4-25-17	NUT, Pedal Pivot, VC1, VC2, VC3		1	----	1927 232	1927
4-25-18	CONNECTOR, Release Rod, VC1, VC2, VC3 except Luxury New Yorker		1	----	2265 316	2265
4-25-20	VALVE, Release, VC3 Luxury New Yorker, VY1	8	1	----	----	2401
4-25-22	CYLINDER, Vacuum, VC3 Luxury New Yorker VY1	8	1	----	----	2401
			1	----	----	2401
4-25-23	BEZEL, Pedal Pad, VA3, VC1, VC2, VC3 VY1	8	1	----	2404 847	
			1	----	----	2404

\* Indicates use as required.

Numerals in parentheses ( ) refer to notes.

E Indicates parts not listed in any previous parts book.

\* Indicates change or addition.

Prices and specifications subject to change without notice.  
March 15, 1965 Supersedes September 11, 1963.

