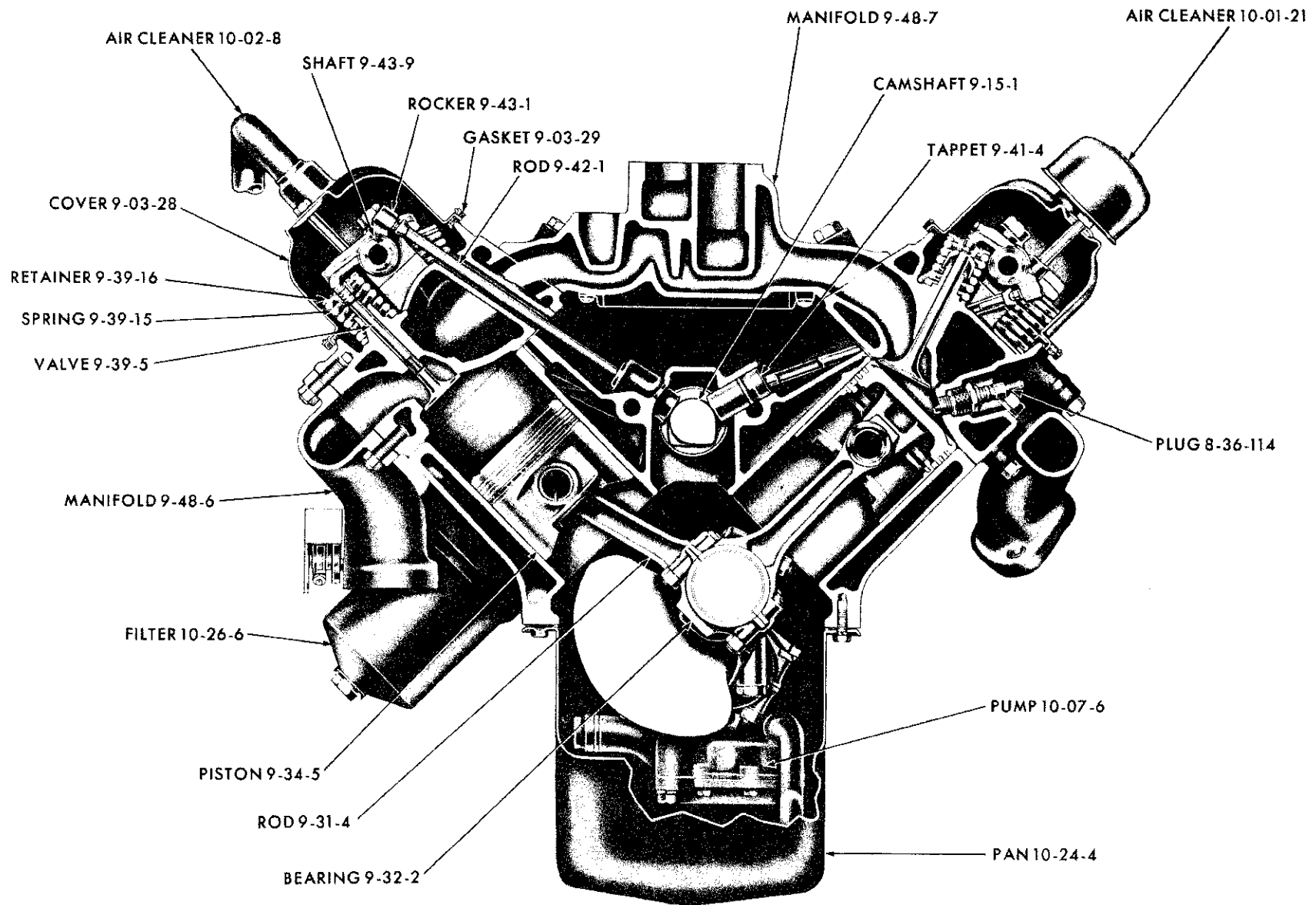


ENGINE OILING - 6 CYLINDER

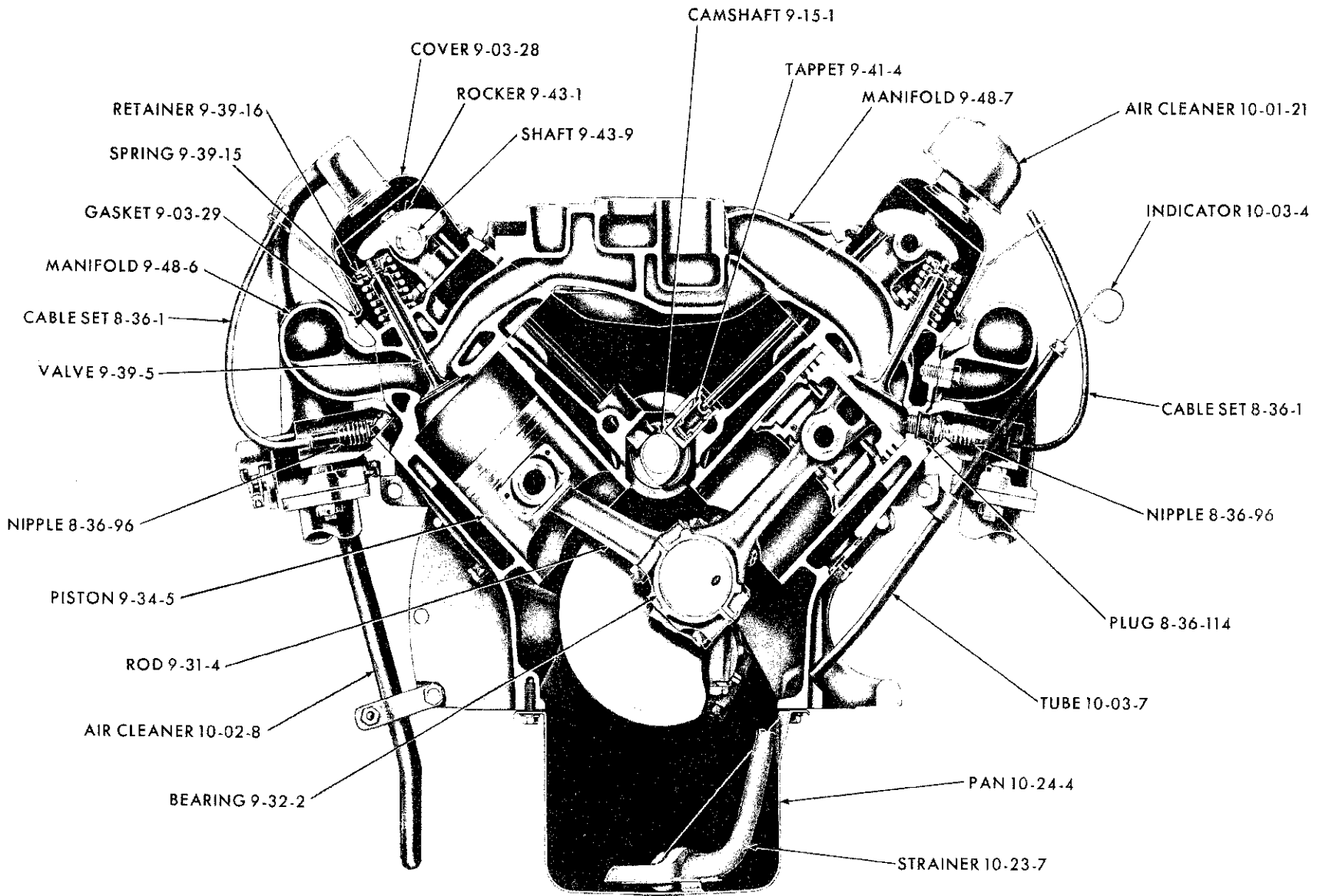
19x8778

GROUP 10 - ENGINE OILING



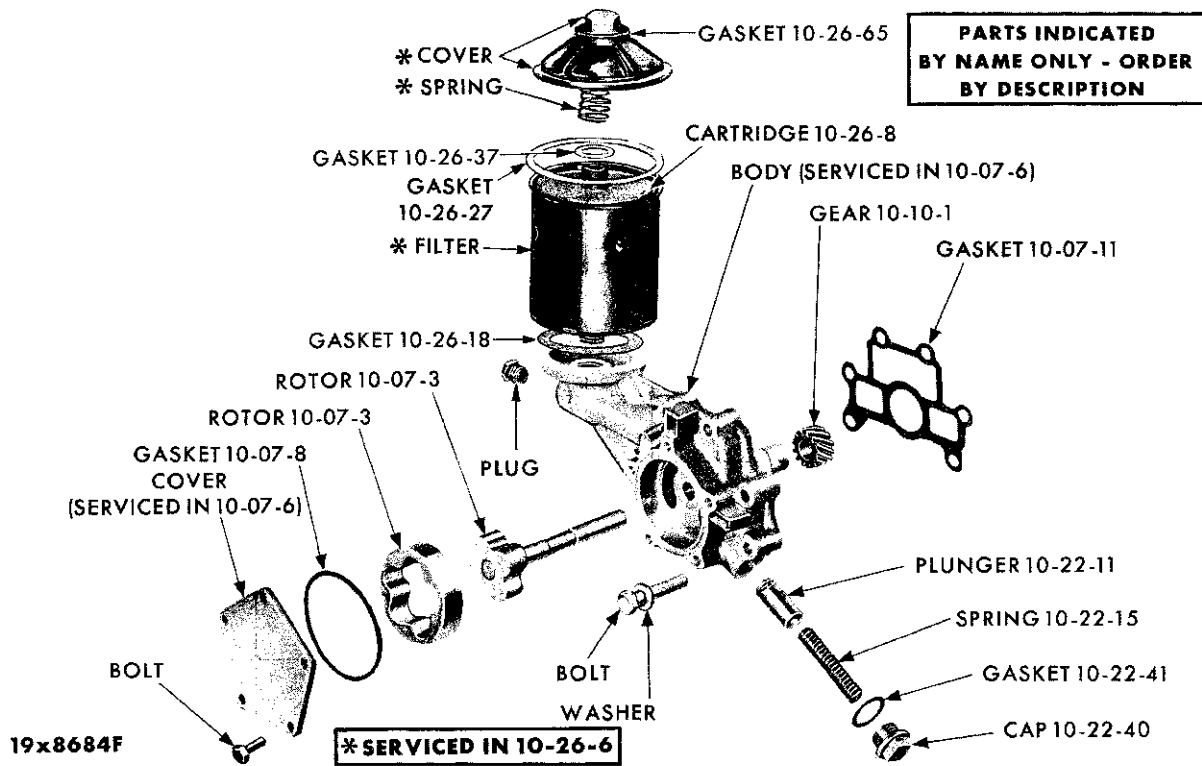
ENGINE OILING - V8 CYLINDER (STANDARD)

19x8777

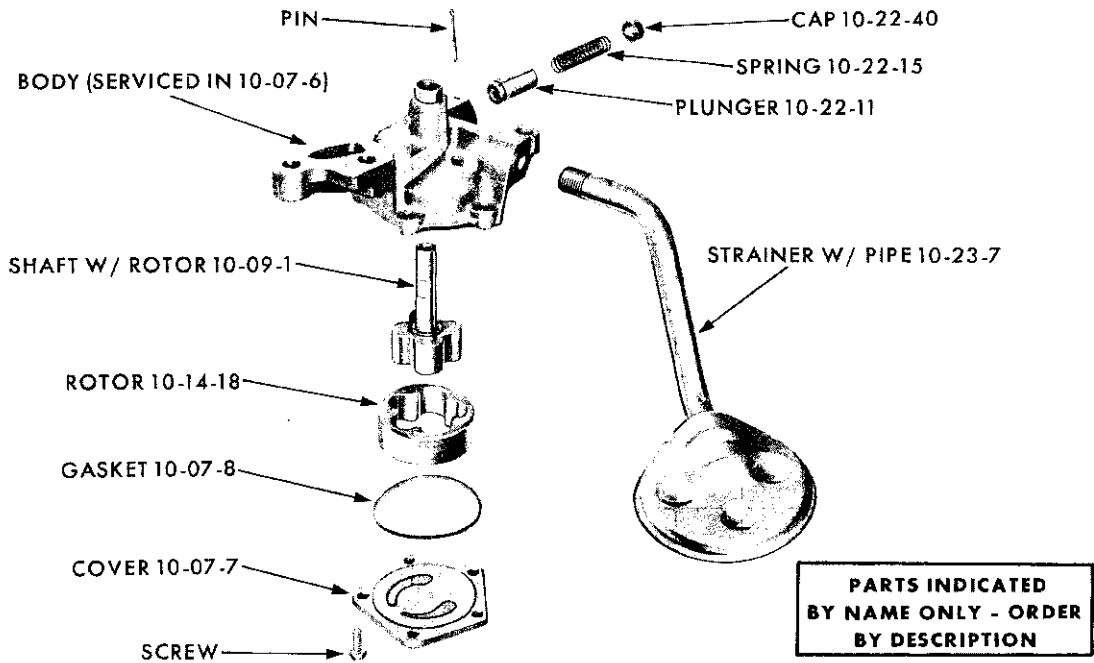


ENGINE OILING - V8 CYLINDER (HIGH PERFORMANCE)

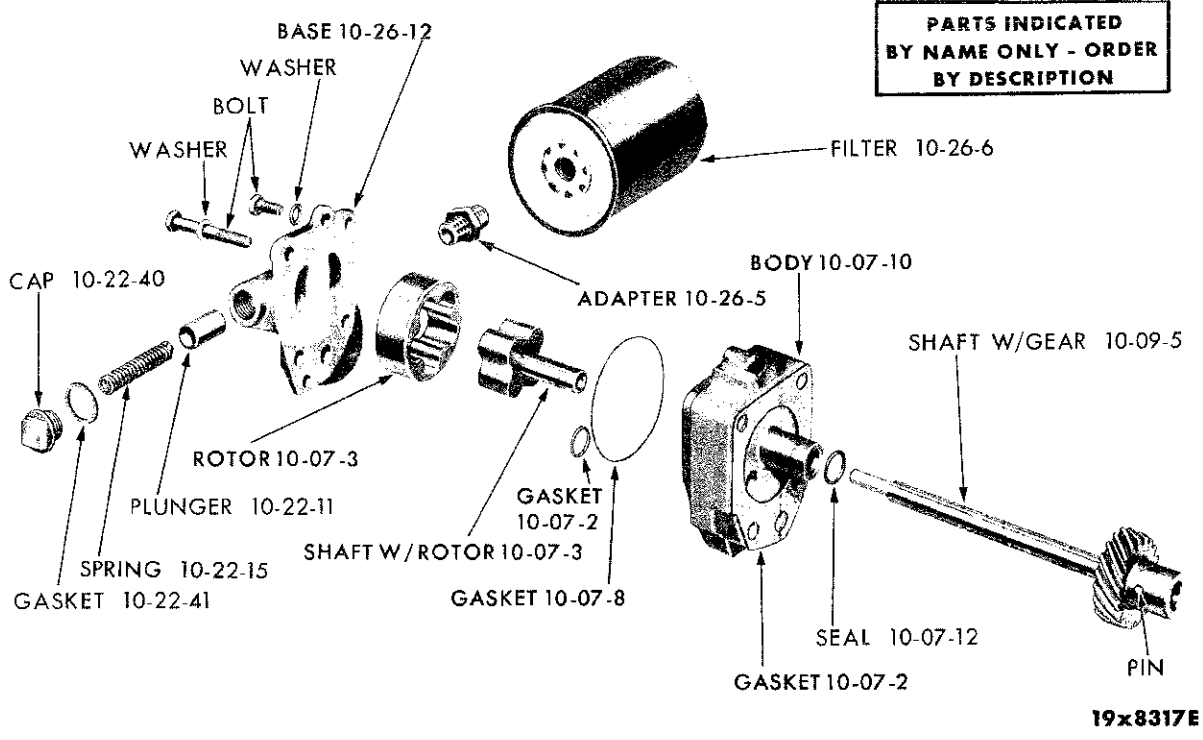
19x8776



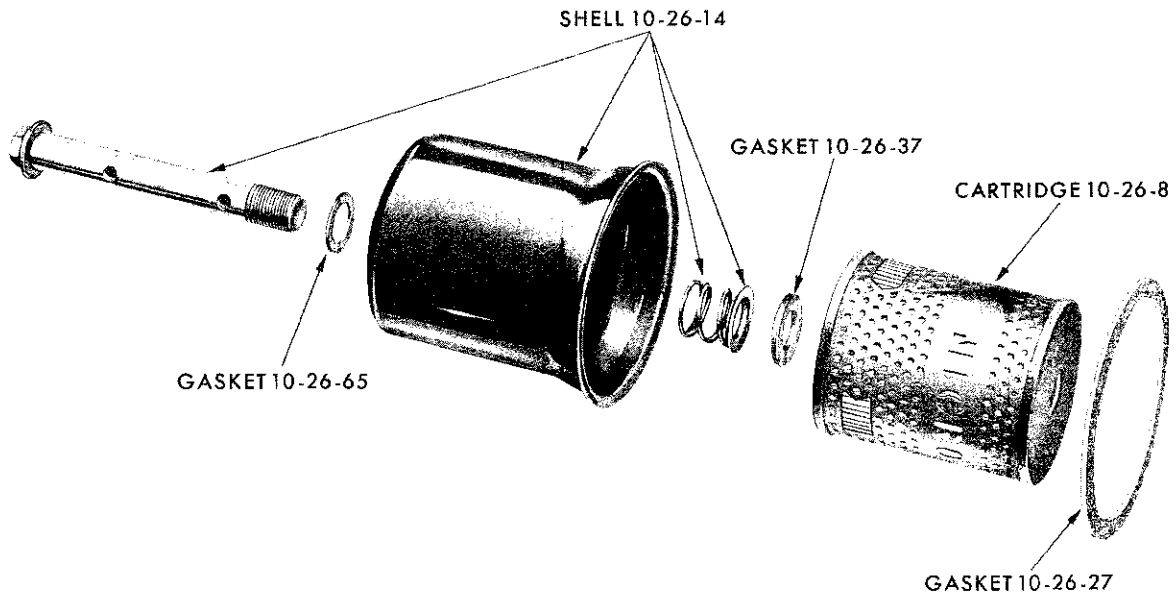
OIL PUMP AND FILTER - 6 CYLINDER



OIL PUMP (V8 CYLINDER) - PLYMOUTH SP2 AND DODGE SD2 (WITHOUT HIGH PERFORMANCE)



OIL PUMP - "B" ENGINE (HIGH PERFORMANCE)



OIL FILTER - "A" ENGINE (318 CU. IN.)

CODE	PART NAME AND DESCRIPTION	CYL.	PER CAR	VALIANT LANCER	PLYMOUTH DODGE	CHRYSLER IMPERIAL
10-01-O CRANKCASE BREATHER PIPE INLET						
10-01-21	AIR CLEANER, Inlet, Std.		1	*1821 198	*1821 198	*1821 198
	Heavy Duty		1	*1821 200	*1821 200	*1821 200
10-02-O CRANKCASE VENTILATOR OUTLET						
10-02-8	AIR CLEANER, SP2, SD2 w/361 cu.in. Eng. and Police Cars, SP2, SD2 Heavy Duty and Taxi	8	1	----	1825 922	
10-02-15	PIPE, use w/o Air Cleaner, SP1, SD1 Taxi	6	1	2128 567	2128 567	
	Use w/Air Cleaner, SP1, SD1 Taxi	6	1	2128 625	2128 625	
	Use w/o Air Cleaner, SV1, SL1 w/225 cu. in. Eng.	6	1	2128 568	2128 568	
	Use w/Air Cleaner, SP1, SD1 Heavy Duty and Taxi	6	1	----	2128 626	
	Use w/o Air Cleaner, SP2, SD2, except SD3	8	1	----	2205 622	
	Use w/Air Cleaner, SP2 Heavy Duty and Taxi, SD2 Taxi, except SD3	8	1	----	2205 621	
	Use w/o Air Cleaner w/361 cu. in. Eng., except SD3	8	1	----	2203 085	
	Use w/Air Cleaner, SP2, SD2 w/361 cu. in. Eng. and Police Cars, except SD3	8	1	----	2206 407	
	Use w/o Air Cleaner, SD3	8	1	----	1852 057	1852 057
10-02-24	ELBOW, Crankcase Vent Hose, to Intake Manifold, Closed Vent System, SC2 w/413 cu. in. Eng.	8	1	----	----	2264 754
10-02-53	HOSE, Crankcase Vent, Valve to Carburetor (sold by the inch)		*	*1064 541	*1064 541	*1064 541
10-02-62	VALVE, Vent, Closed Vent System w/170 cu. in. Eng.	6	1	2205 957		
	w/225 cu. in. Eng.	6	1	2264 344	2264 344	
		8	1	----	2264 344	2264 344
10-02-65	CONNECTOR, Vent Valve, Closed Vent System		1	2203 118	2203 118	2203 118
10-02-66	CAP, Vent Valve, Closed Vent System		1	2203 116	2203 116	2203 116
10-02-67	SPRING, Valve Cap, Closed Vent System		1	2203 117	2203 117	2203 117
10-03-O OIL LEVEL INDICATOR						
10-03-4	INDICATOR, w/170 cu. in. Eng.	6	1	2121 569		
	w/225 cu. in. Eng.	6	1	2206 319		
		6	1	----	2264 092	
	w/318 cu. in. Eng.	8	1	----	2202 921	
	w/361 and 383, cu. in. Eng., except SD3	8	1	----	*2402 227	
	w/413 cu. in. Eng.	8	1	----	E2463 186	
	SD3	8	1	----	1858 907	1858 907
10-03-7	TUBE	6	1	1859 788	1859 788	
	w/318 cu. in. Eng.	8	1	----	1859 788	
	w/361 and 383, cu. in. Eng.	8	1	----	*1944 652	*1944 652
	w/413 cu. in. Eng.	8	1	----	E2402 311	
10-07-O OIL PUMP						
10-07-2	GASKET and SEAL PACKAGE	8	1	----	*2084 355	*2084 355
10-07-3	SHAFT and ROTOR PACKAGE	6	1	2084 415	2084 415	
	w/361, 383 and 413 cu. in. Eng.	8	1	----	*2084 354	*2084 354

★ Indicates use as required. Numerals in parentheses () refer to notes. Printed in U.S.A.
 E Indicates parts not listed in any previous parts book. Prices and specifications subject to change without notice.
 * Indicates change or addition. March 8, 1963 Supersedes May 1, 1962.

1962 PASSENGER CAR PARTS CATALOG

ENGINE OILING

CODE	PART NAME AND DESCRIPTION	C Y L.	PER CAR	VALIANT LANCER	PLYMOUTH DODGE	CHRYSLER IMPERIAL
10-07-O OIL PUMP - Cont'd						
10-07-6	PUMP	6	1	1947 221	1947 221	
	w/318 cu. in. Eng.	8	1	----	2264 374	
	w/361, 383 and 413 cu. in. Eng.	8	1	----	*2120 870	*2120 870
10-07-7	COVER, w/318 cu. in. Eng.	8	1	----	2206 095	
10-07-8	GASKET, Cover		1	1737 727	1737 727	1737 727
10-07-10	BODY, w/361, 383 and 413 cu. in. Eng.	8	1	----	*1737 718	*1737 718
10-07-11	GASKET, Body	6	1	2121 404	2121 404	
10-07-12	SEAL, Body, w/361, 383 and 413 cu. in. Eng.	8	1	----	*1855 328	*1855 328
10-07-14	SHIELD, Oil Pump Body Splash	6	1	2269 072	2269 072	
10-09-O OIL PUMP DRIVE SHAFT						
10-09-1	SHAFT, w/Inner Rotor, w/318 cu. in. Eng.	8	1	----	2121 530	
10-09-5	SHAFT, Oil Pump and Distributor Drive, w/GEAR, w/318 cu. in. Eng.	8	1	----	2121 535	
	w/361 and 383 cu. in. Eng.	8	1	----	*1739 604	*1739 604
	w/413 cu. in. Eng.	8	1	----	⊠2402 639	
10-09-7	BUSHING, w/318 cu. in. Eng.	8	1	----	1324 281	
	w/361, 383 and 413 cu. in. Eng.	8	1	----	*1737 725	*1737 725
10-10-O OIL PUMP DRIVE GEAR						
10-10-1	GEAR	6	1	1947 225	1947 225	
10-14-O OIL PUMP ROTOR						
10-14-18	ROTOR, Outer, w/318 cu. in. Eng.	8	1	----	2121 531	
10-22-O OIL PRESSURE RELIEF VALVE						
10-22-11	PLUNGER		1	2120 764	2120 764	2120 764
10-22-15	SPRING, Std., Red	6	1	1737 742	1737 742	
	Std., Red, w/318 cu. in. Eng.	8	1	----	2264 587	
	Std., Red, w/361, 383 and 413 cu. in. Eng.	8	1	----	*1737 742	*1737 742
	Light Gray, w/361, 383 and 413 cu. in. Eng.	8	1	----	*1737 743	*1737 743
	Heavy Brown, w/361, 383 and 413 cu. in. Eng.	8	1	----	*1737 744	*1737 744
10-22-16	DAMPER, Spring, w/361, 383 and 413 cu. in. Eng.	8	1	----	*2202 845	*2202 845
10-22-40	CAP, Plunger	6	1	618 621	618 621	
	w/318 cu. in. Eng.	8	1	----	2264 586	
	w/361, 383 and 413 cu. in. Eng.	8	1	----	* 618 621	* 618 621
10-22-41	GASKET, Cap		1	618 622	618 622	618 622
10-23-O OIL STRAINER						
10-23-7	STRAINER, w/PIPE, w/170 cu. in. Eng.	6	1	2121 702		
	w/225 cu. in. Eng.	6	1	2206 317		
	w/318 cu. in. Eng.	6	1	----	2206 261	
	w/361 cu. in. Eng., except SD3	8	1	----	2206 381	
	STRAINER, w/o Pipe, w/413 cu. in. Eng.	8	1	----	*2206 458	
	STRAINER and PIPE PACKAGE, w/413 cu. in. Eng.	8	1	----	⊠2406 188	
	SD3	8	1	----	⊠2448 382	
		8	1	----	1859 947	1859 947

★ Indicates use as required. Numerals in parentheses () refer to notes. Printed in U.S.A.
 ⊠ Indicates parts not listed in any previous parts book. Prices and specifications subject to change without notice.
 March 8, 1963 Supersedes May 1, 1962. * Indicates change or addition.

CODE	PART NAME AND DESCRIPTION	C Y L	PER CAR	VALIANT LANCER	PLYMOUTH DODGE	CHRYSLER IMPERIAL
10-24-O OIL PAN						
10-24-1	GASKET SET	6	1	2240 647	2240 647	
	w/318 cu. in. Eng.	8	1	-----	1879 520	
10-24-4	PAN, w/Drain PLUG, w/170 cu. in. Eng.	6	1	2268 446		
	w/Drain PLUG, w/225 cu. in. Eng.	6	1	2268 449		
	w/o Drain Plug	6	1	-----	2206 463	
	w/Drain PLUG, w/318 cu. in. Eng.	8	1	-----	2206 373	
	w/o Drain Plug, w/361 cu. in., except SD3	8	1	-----	*2206 455	
	w/o Drain Plug, w/413 cu. in. Eng.	8	1	-----	2240 307	
	w/Drain PLUG, SD3	8	1	-----	2268 459	2268 459
10-24-8	GASKET, w/361, 383 and 413 cu.in. Eng.	8	1	-----	*1737 770	*1737 770
10-24-23	SCREW, Pan Attaching	6	22	1947 953	1947 953	
	To Bearing Seal Retainer	8	18	-----	1947 953	1947 953
		6	2	1343 212	1343 212	
		8	2	-----	2121 573	2121 573
10-24-37	PLUG, Drain, 1/2"-20 x 3/4"		1	2268 564	2268 564	2268 564
10-24-38	GASKET, Drain Plug 1/2" I.D. - 7/8" O.D.		1	2268 513	2268 513	2268 513
10-26-O OIL FILTER						
10-26-5	ADAPTER, Base to Filter		1	1739 619	1739 619	1739 619
10-26-6	FILTER, Replaceable Cartridge Type, including Cartridge	6	1	2128 548	2128 548	
	Sealed Can Type, w/Built-In Gasket		1	1851 658	1851 658	1851 658
10-26-8	CARTRIDGE	6	1	2129 023	2129 023	
	w/318 cu. in. Eng.	8	1	-----	2129 023	
10-26-12	BASE, w/361, 383 and 413 cu.in. Eng.	8	1	-----	*2120 866	*2120 866
10-26-14	SHELL, w/NUT, SPRING and STUD, w/318 cu. in. Eng.	8	1	-----	1557 573	
10-26-18	GASKET, Oil Filter Body	6	1	2268 870	2268 870	
10-26-27	GASKET, Cover	6	1	2129 024	2129 024	
	w/318 cu. in. Eng.	8	1	-----	1557 575	
10-26-37	GASKET, Spring Retainer, w/318 cu. in. Eng. . . .	8	1	-----	1557 584	
10-26-46	STANDPIPE, w/VALVE, use w/Sealed Can Type Filter only	6	1	2402 607	2402 607	
10-26-65	GASKET, Oil Filter Tube Cap	6	1	2202 435	2202 435	
	w/318 cu. in. Eng.	8	1	-----	1557 581	

NOTES

★ Indicates use as required.

Numerals in parentheses () refer to notes.

Printed in U.S.A.

☐ Indicates parts not listed in any previous parts book.

Prices and specifications subject to change without notice.

* Indicates change or addition.

March 8, 1963 Supersedes May 1, 1962.

